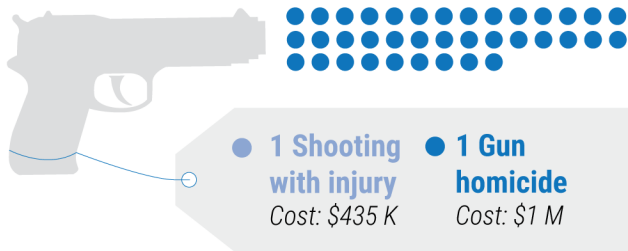


Office of Neighborhood Safety **Richmond 2019**

Firearm Incidents Causing Injury or Death Prevented

16 Firearm Incidents Prevented **\$5.8-14.8 M** Savings from gun violence interruptions



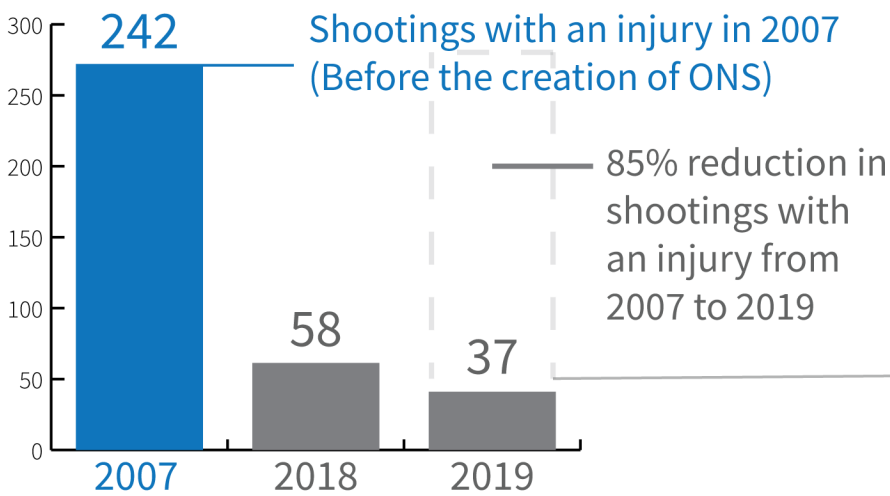
\$1.2M
Annual city costs for ONS

Gun Violence Reduction Work

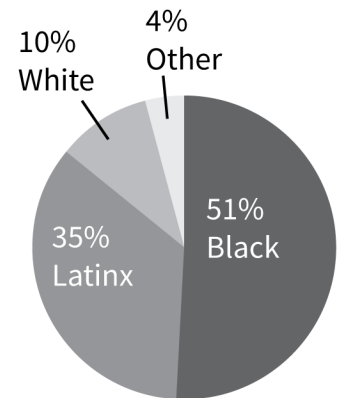
147	Clients Served
6,140	Face to Face Engagements
10,275	Hours of engagement
728	Service referrals
37	Conflicts Mediated

* Cost Estimates from The Public Policy Institute of CA

Shootings with an Injury in Richmond, CA



Shootings with an Injury 2019: Victim Race/Ethnicity



From 2007 (when ONS was created) to 2019, there has been an 65% decrease in homicides (43 in 2007 vs. 15 in 2019)

Peacemaker Fellows

37 Fellows

100%

are alive

95%

have no new firearm injuries

76%

are not a suspect in a new firearm related crime

